



# Whareama School

[www.whareama.school.nz](http://www.whareama.school.nz)

Newsletter No. 8

2<sup>nd</sup> June, 2020

Term 2, Week 8

## **FROM THE PRINCIPAL**

Kia Ora whanau. First of all I would like to wish a huge welcome to Sienna and Summer to our school and also a farewell to Georgia and Poppy who are heading to live in Martinborough. Thanks to Adam and Nic for all your support of our school ventures and I would like to wish you all the best in your time in the South Wairarapa.

The kids have really made a great start to their work again at school and the skills they have developed during their home learning programme have helped them to carry on and get straight back into it at school. The big news from me this week is the opening of our student learning portals on Hero. I have included on the next page how you can access your children's learning portals. These have live and up to date information in all the curriculum areas, graphs and goals for reading, writing, maths and our learner qualities. Because these are open all the time and updated regularly we will not be sending home the traditional mid and end of year reports. To back this work up we will also be having learning discussions with parents and children in week 11 this term. The dates for these will be Monday the 22<sup>nd</sup> and Tuesday the 23<sup>rd</sup> of June. Mrs Stevens will be arranging an online booking system for the interviews this year. The portals will be going 'live' from Monday the 16<sup>th</sup> of June. At the Learning Discussions this year we will be talking about your child's learning, what you saw at home with their learning while home learning and ensuring you are setup on our Hero portal to access your child's learning. Have a great week and please contact me if you are having difficulty is accessing your child's page on Hero.

*Nga mihi*

**Darren Kerr**



## **Design Technology – Y7/8**

This will start again this Friday 3<sup>rd</sup> June and run for 4 weeks. All the normal systems for transport and pick up will be in place.

## **Life Education Van Visiting Whareama School**

We will have Sam and Harold out here in Week 11 of the term to hold our annual Life Ed programme. We are working through the programme currently. The topics for study are based around the Health consultation feedback we take every two years. We are due to consult again at the end of this year. We will be having a full consultation night at the end of 2020 to plan our next areas for development.

## **Events Calendar**

### **TERM 1:**


Fri 3 <sup>rd</sup> June.	Design Tech Begins (4 weeks)
Mon 15 <sup>th</sup> June	HERO portals go live
Mon/Tues 22 <sup>nd</sup> /23 <sup>rd</sup> June	Learning Discussions
Thur/Fri 25 <sup>th</sup> / 26 <sup>th</sup> June	Life Ed Van at School
Fri 3 <sup>rd</sup> July.	Term 2 Ends



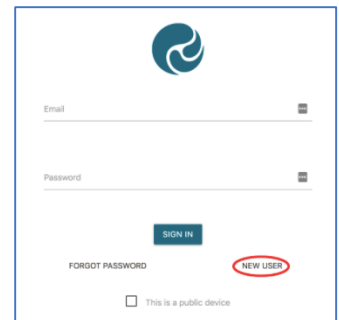
# How to Access your child's Hero learning page

Follow this link for instructions online: <https://www.linc-ed.com/parents/>

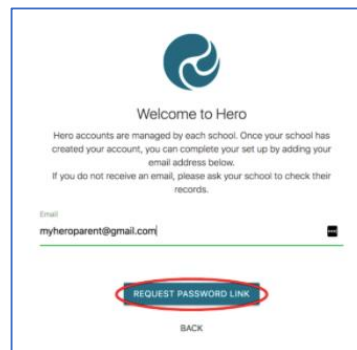
1. You can download the Hero by Linc-Ed App or alternatively, access via an Internet Browser. These instructions are if you are accessing via an internet browser and are the same for when you download the app. Use the link above for internet browser access.



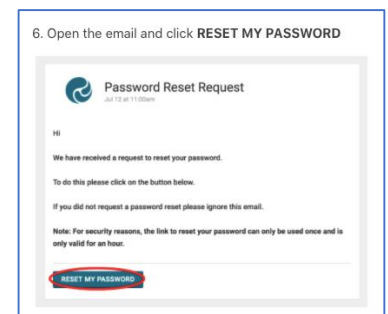
2. Select "New User"
3. Your account will be set up by your school using the email address that you provided when you enrolled your children, use this address to request a password.



4. Add your email address
5. Select the "Request Password Link"



6. Check your email
7. Hero will send you an email with a link to follow. Check your spam folder if it does not appear (or check you updated us with your most recent email address)
8. Follow the link



9. This will take you to a secure page to enter you chosen password.

The first screenshot shows the 'Reset Password' page. It features the Hero logo at the top, followed by the title 'Reset Password' and the instruction 'Set your Hero Account password.'. There are two password input fields: 'New Password' and 'Verify New Password', both with masked characters and a strength indicator. A red circle highlights the 'SET PASSWORD' button at the bottom, with a 'BACK' link below it.

The second screenshot shows the login page. It features the Hero logo at the top, followed by the title 'Welcome to Hero' and a message: 'Hero accounts are managed by each school. Once your school has created your account, you can complete your set up by adding your email address below. If you do not receive an email, please ask your school to check their records.'. There are two input fields: 'Email' (containing 'myheroparent@gmail.com') and 'Password' (masked). A red circle highlights the 'SIGN IN' button. Below the buttons are links for 'FORGOT PASSWORD' and 'NEW USER', and a checkbox for 'This is a public device'.

10. If you have problems logging in, please check with us at school to make sure we have the correct details for you.

The screenshot shows the 'Welcome to Hero' page. It features the Hero logo at the top, followed by the title 'Welcome to Hero' and a message: 'Hero accounts are managed by each school. Once your school has created your account, you can complete your set up by adding your email address below. If you do not receive an email, please ask your school to check their records.'. Below the message is a dark blue box with a checkmark icon and the text: 'Please check your email to verify your request. Depending on your email provider it may take up to 15 minutes to arrive.'. A 'BACK' link is at the bottom.

These are the details on how to navigate around your page once you have gained access. Remember we will be able to help you with this at our learning discussions if you have had trouble accessing your child's page.

<https://linc-ed-hero.zendesk.com/hc/en-us/articles/360026349934-Logging-into-Hero-Information-for-Parents>